
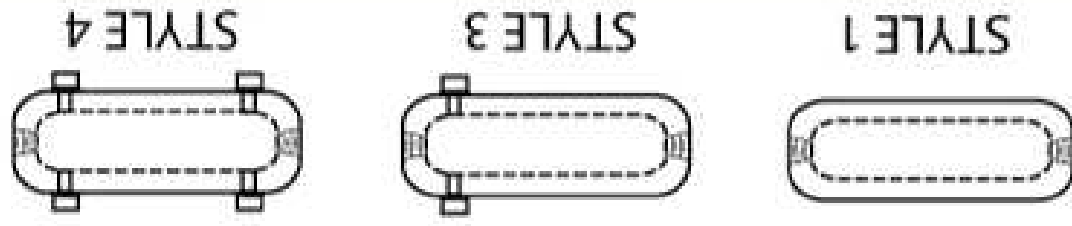
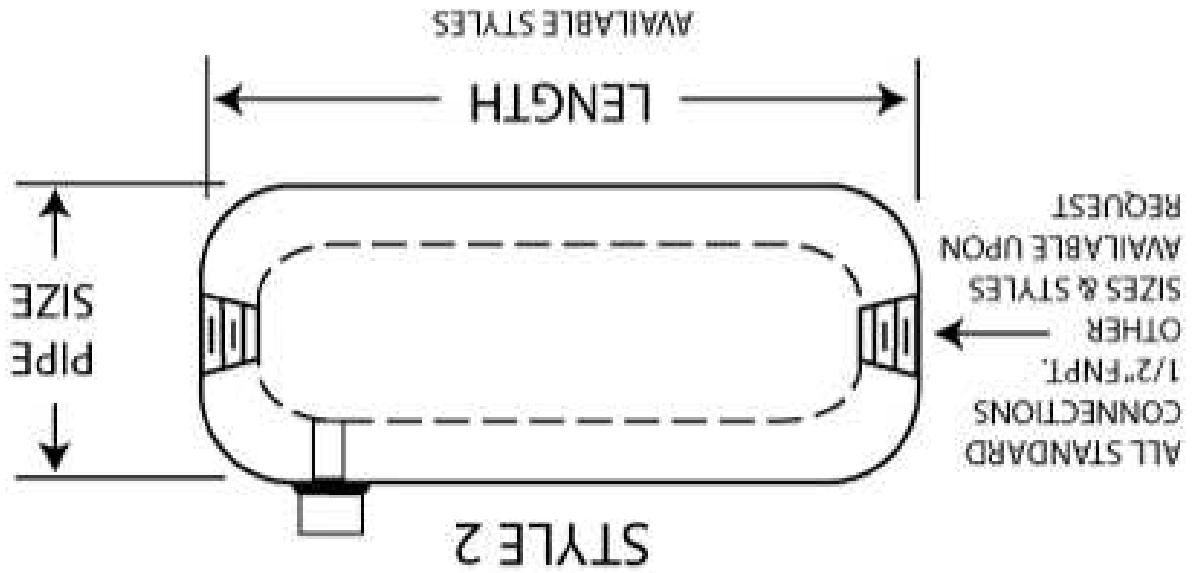


# EBG Flow Products, LLC.



PH. (800) 426-9156  
 FAX: (512) 220-2470  
 WWW.EBGFLOW.COM



Pipe Size & Length (in)	Pipe Schedule	Connection Rating	Max Working at 100F	Pressure at 750F	Dimensions		Approx. Weight
					P.S.	L	
2 x 8	80	3000#	1795 PSI	1560 PSI	2.375"	8"	0.37
3 x 11	40	3000#	1195 PSI	1035 PSI	3.500"	11"	1.10
3 x 11	80	3000#	1680 PSI	1455 PSI	3.500"	11"	0.90
3 x 11	XXH	6000#	3580 PSI	3100 PSI	3.500"	11"	0.65
4 x 14	80	3000#	1455 PSI	1260 PSI	4.500"	14"	2.60
4 x 14	XXH	6000#	3080 PSI	2670 PSI	4.500"	14"	1.50
6 x 17	80	3000#	1260 PSI	1020 PSI	6.625"	17"	5.00
6 x 17	XXH	6000#	2540 PSI	2290 PSI	6.625"	17"	3.80

NOTE: Style 2 is normally carried in stock in 2" x 8" XH and 3" x 11" XH Carbon Steel. EBG Condensate chambers are available in all weldable materials.